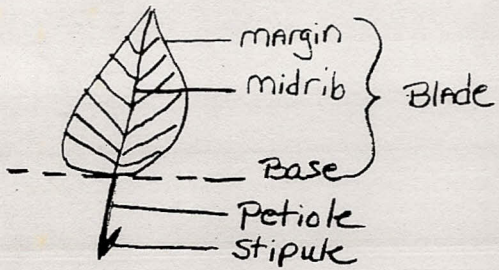


LEAF CHARACTERISTICS

Parts of a leaf



Leaf Arrangement

Alternate



Opposite

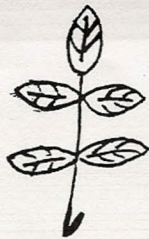


Leaf Types

Simple

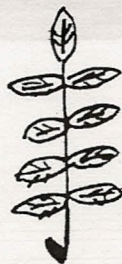


Compound



Types of Compounding

Pinnately Compound



Palmately Compound



Types of Venation

Pinnately Veined

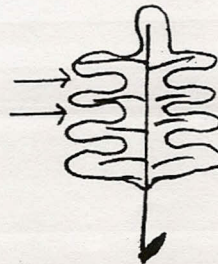


Palmately Veined



Lobe Types

Pinnately



Palmately



Petiole (Leaf Stalk) Types

Sessile



Non-Sessile



Base of Leaf

Notched



Lopsided



Margin of the Leaf

Entire



Toothed



Compound Teeth

